



Annual Implementation Report 2017

of the

INTERREG V-A SLOVAKIA-HUNGARY
COOPERATION PROGRAMME

Content

Content.....	2
PART A.....	3
1. IDENTIFICATION OF THE ANNUAL IMPLEMENTATION REPORT	4
2. OVERVIEW OF THE IMPLEMENTATION	4
3. IMPLEMENTATION OF THE PRIORITY AXIS	7
4. SYNTHESIS OF THE EVALUATIONS	33
5. ISSUES AFFECTING THE PERFORMANCE OF THE PROGRAMME AND MEASURES TAKEN ..	33
6. CITIZEN'S SUMMARY.....	36
7. REPORT ON THE IMPLEMENTATION OF FINANCIAL INSTRUMENTS	38
8. PROGRESS IN PREPARATION AND IMPLEMENTATION OF MAJOR PROJECTS AND JOINT ACTION PLANS.....	38
PART B.....	39
PART C.....	40

PART A

1. IDENTIFICATION OF THE ANNUAL IMPLEMENTATION REPORT

CCI	2014TC16RFCB015
Title	Interreg V-A Slovakia-Hungary
Version	1-00
Reporting year	2017
Date of approval of the report by monitoring committee	
Date of approval of the European Commission	

2. OVERVIEW OF THE IMPLEMENTATION

The Annual Implementation Report 2017 of the Interreg V-A Slovakia-Hungary Cross-border Cooperation Programme has been prepared pursuant to Annex X of Commission implementation regulation (EU) 2015/207. The report is intended to give a brief overview of the activities that were undertaken in the frame of the programming process, focusing on the year 2017.

Along the first half of 2017 the Interreg V-A Slovakia-Hungary Cooperation Programme finalized the formal and eligibility check of the submitted projects of the 1st Call for Proposals. After this stage the external experts were selected and trained to evaluate the project proposals of all PAs relevant for the 1st Call for Proposals from quality point of view. Within the first call for proposals the available allocation from the European Regional Development Fund (ERDF) was 67,5 M EUR, which was divided among three priority axis. The Priority axis 1 (Nature and Culture), where 25,4M EUR was available attracted 199 project proposals with 250M EUR ERDF demand. Very high interest was detected also in Priority axis 4 (Enhancing cross-border cooperation of public authorities and people living in the border area): 7,48M EUR was opened, 145 applications were submitted with the 43M EUR ERDF demand. . In PA2 however - with 34,6 M EUR frame amount -, which is a continuously open call for proposals, a more decent interest was experienced with 11 arrived applications of 9,8 M EUR ERDF demand.

Assessor trainings connected to the PA4 projects took place on 23, 24 and 27 February 2017 in Budapest. After sending out the results of the admissibility, administrative and eligibility assessment two complaint board meetings were held with the representatives of the MA and NA on 23 February and 22 March 2017 in Budapest.

After finishing the evaluation process in case of PA4 the JS prepared the ranking list and started the organization of the 5th Monitoring Committee meeting which took place on 04 April 2017 in Budapest. One of the agenda points in this meeting was the approval of this list of projects. Altogether 29 projects were approved in PA 4 with an amount of 7,3M EUR and the contracting procedure of the selected applications has started (one project stepped back from contracting). After announcing the results of the PA4 applications the JS opened the

possibility for the rejected applicants to have an insight look on the quality assessment of their project as well as to pick up the two copies of the applications. The original version will be archived in line with the valid regulations. The applicants could arrange a date with the JS for this consultation appointment, where the experiences could have been also discussed.

On 13 February 2017 the first round of the Call for Small Project Fund Umbrella project proposals was published. The goal of this call was to identify and select the management organization for the Small Project Fund. The call was open until 03 March 2017, and until this deadline four project proposals were submitted. After the formal and eligibility evaluation carried out by the JS the proposals were handed over to the external experts for quality evaluation.

The programme organized a technical meeting with the MA, NA and JS colleagues related to the topic of B-Light on 22-23 February 2017. The call for proposals for the implementation of the Beneficiary Light Scheme was prepared by the Joint Secretariat and launched on 06 April 2017. The aim of the call was to identify and select the management organizations for implementing the Beneficiary Light Scheme within the Programme. The JS was also working on the documents of a call for proposals within PA3 (Promoting sustainable and quality employment). The programme organized a technical meeting with the MA, NA and JS colleagues related to the topic of TAPE (Territorial Action Plans for Employment) on 01 June 2017.

Assessors training took place on 20 April 2017 in Budapest connected to the PA1 and PA2 projects. After finalizing the quality assessment of the PA 1 and PA 2 the ranking list of the projects were prepared. The 6th Monitoring Committee meeting was organised on 26-27 June 2017 in Košice and the approval of the winning list was planned to be one of the agenda points. Finally the approval of projects was postponed for the next Monitoring Committee meeting.

The 7th MC meeting was held on 17 July 2017 in Budapest, the main agenda point of the meeting was the approval of the applications of the PA1 and PA2. After a long discussion, the members of the Monitoring Committee agreed on increasing the financial allocation of the PA1 within the first call for proposals and approved 29 projects in an amount of 40,2M EUR of ERDF. In PA2 1,6M EUR of ERDF were committed for two projects. After announcing the results of the PA1 and PA2 applications the JS opened again the possibility for the rejected applicants to have an insight look on the quality assessment of their project as well as to pick up the two copies of the applications.

Furthermore, the second round of the Call for Small Project Fund Umbrella Project was launched on 01 August 2017. As a result of the first round of the Call for Small Project Fund Umbrella Projects all together four Umbrella Project proposals were approved by the Monitoring Committee to be responsible for management of the Small Project Fund in the framework of the Interreg V-A SKHU Programme. The aim of the second round of the Call was to invite the successful applicants to further develop their Umbrella Project proposals and deliver guiding documents related to the management and implementation of the Small Project Fund within the Programme.

Additionally the programme has opened a call for proposals within PA3 to the public on 08 September 2017. The call is the first round of a two-round selection procedure in the frame of the third priority axis – Promoting sustainable and quality employment and supporting labour mobility. The amount of the financial allocation for the PA3 and the present call is 34 608 080 EUR. The call was open until 15 December 2017.

The Joint Secretariat asked for the cooperation of the self-governing regions, county governments and Info points in organizing information days relating to the Call for Proposals in PA3. This methodology proved to be very effective in terms of reaching the largest possible number of potential applicants in the given region. Based on the estimated interest 4 Hungarian and 3 Slovak events were held in the Eastern and Western part of the eligible area. The events were held one month after the opening of call for proposals in October 2017.

European Cooperation Day 2017 was also celebrated within the programme by announcing the launch of the first projects. Four projects have been selected to represent the programme on the occasion of the EC Day. The common characteristic of the chosen projects was that they all serve public interest in their own special way. These projects organized their opening events on 20-21-22 September 2017, which was promoted by the programme and strengthened by media attention. The Interreg SKHU Programme also joined a conference titled “Cross-border developments in a spirit of Visegrad Cooperation”, that took place at the Corvinus University of Budapest. The experts – among other topics - discussed those local and regional development, cooperation possibilities, which could be derived from the cross-border infrastructure developments based on an agreement between the Hungarian and Slovakia governments done in 2014. The Joint Secretariat presented how the innovation of the Interreg V-A SKHU programme, the Territorial Action Plans for Employment can contribute to the implementation of the above mentioned agreement.

The programme organized a meeting with the Slovak and Hungarian FLC colleagues on 2nd November 2017. The monitoring system of the programme (IMIS) was introduced to the SK FLC colleagues in the framework of a technical meeting organized on 22 November 2017.

On the official website of the programme a few, minor modifications were implemented by the maintenance company based on the operational experiences of the first year. From communication point of view the JS was keeping the target group informed about the stages of the programme implementation and other via the programme website, by the mean of programme newsletter and through social media channels (Facebook and LinkedIn).

Reimbursement of funds

During the reporting period no expenditures for certification were reported by the CA. The CA did not notify any irregularities in the reported period.

Progress in designation process

Regarding designation process for the period 2014-2020 continuous discussion with the involvement of all management bodies continued in 2017. The examination of the electronic

system by the Audit Authority has started on 22 June 2017; the IMIS 2014-2020 system was presented to the representatives of the Audit Authority. A second presentation was held on the open question of the system on 12 December 2017. The Audit Report was issued with an unqualified opinion regarding the programme except for the Small Project Fund scheme on 19 December 2017. The European Commission was informed about the result of the designation on 20 December 2017 via SFC system by the Audit Authority.

3. IMPLEMENTATION OF THE PRIORITY AXIS

3.1. Overview of the implementation

ID	Priority axis	Key information on the implementation of the priority axis with reference to key developments, significant problems and steps taken to address these problems
PA1	Nature and culture	<p>After finalizing the quality assessment of the PA 1 the ranking list of the projects were prepared. The 6th Monitoring Committee meeting was organised on 26-27 June 2017 in Košice and the approval of the winning list was planned as one of the agenda points. Finally the approval of projects was postponed for the 7th Monitoring Committee meeting, held on 17 July 2017 in Budapest, where the Monitoring Committee agreed on increasing the indicative financial allocation launched within the PA1 in the first Call for proposals and approved 29 projects in an amount of 40,2M EUR of ERDF. Contracted procedure has started with the selected projects; 12 subsidy contracts were concluded by the end of the year.</p> <p>On 13 February 2017 the first round of the call for Small Project Fund Umbrella project proposals to select the management organization for the Small Project Fund was launched. The call was open until 03 March 2017, and until this deadline two project proposals were submitted. The second round of the Call for Small Project Fund Umbrella Project was launched on 01 August 2017 with submission deadline on 31 August 2017. The aim of the second round of the Call was to invite the successful applicants to further develop their Umbrella Project proposals and deliver guiding documents related to the management and implementation of the Small Project Fund. The Audit Authority could not audit the Small Project Fund scheme, therefore does not issue an opinion regarding this scheme of the Programme.</p> <p>The call for proposals for the implementation of the Beneficiary Light Scheme was also opened on 06 April 2017, however a written procedure was launched on cancelling the B-Light scheme on 29 November 2017. The reasons for the withdrawal of the B-Light scheme were the following: simplification of the</p>

ID	Priority axis	Key information on the implementation of the priority axis with reference to key developments, significant problems and steps taken to address these problems
		<p>procedure, easier method to be implemented (de minimis scheme for the support of SMEs), speeding up of the payments, no designation and no dedicated amount for umbrella organisations would arise with the application of de minimis.</p>
PA2	Enhancing cross-border mobility	<p>After finalizing the quality assessment of the PA 2 the ranking list of the projects was prepared. The 6th Monitoring Committee meeting was organised on 26-27 June 2017 in Košice and the approval of the winning list was planned as one of the agenda points. Finally the approval of projects was postponed for the 7th Monitoring Committee meeting, held on 17 July 2017 in Budapest, where the Monitoring Committee approved 2 projects in an amount of 1,6 M EUR of ERDF. The call for proposals is continuously open regarding PA 2 and applications could be submitted continuously.</p> <p>Based on the relatively low interest for PA2, the programme has prepared communication actions. Interested partners were addressed directly asking them to submit their idea of the project proposal indicating the timeframe of the implementation. Personal consultations were also provided for the better development of applications. As a result nine more project proposals were submitted along 2017 in an amount of 13,97 M EUR of ERDF.</p>
PA3	Promoting sustainable and quality employment	<p>The programme has opened the Call for proposals within PA3 to the public on 08th September 2017. The call is the first round of a two-round selection procedure launched in the frame of the third priority axis – Promoting sustainable and quality employment and supporting labour mobility. The amount of the financial allocation for the PA3 and the present call is 34 608 080 EUR. The call was open until 15 December 2017 and 16 proposals have arrived till the deadline.</p> <p>The Joint Secretariat asked for the cooperation of the self-governing regions, county governments and Info points in organizing information days relating to the Call for Proposals in PA3. This methodology proved to be very effective in terms of reaching the largest possible number of potential applicants in the given region. Based on the estimated interest 4 Hungarian and 3 Slovak events were held in the Eastern and Western part of the eligible area. The events were held one month after the opening of call for proposals in October 2017.</p> <p>The complexity of the Specific objective 3.1 determines comprehensive development plans which induce integrated projects including infrastructural elements and soft activities. Since expected results require complex interventions the selection process is divided into two selection rounds. As a first step – the applicants were obliged to create a complex</p>

ID	Priority axis	Key information on the implementation of the priority axis with reference to key developments, significant problems and steps taken to address these problems
		<p>development plan called Territorial action plan for employment [TAPE]. The evaluation process of submitted TAPes is furthermore divided into three parts according to the competency of different stakeholders:</p> <ul style="list-style-type: none"> - JS examines whether the specific objectives of the submitted application are in line with the specific objectives of the Priority axis and whether the basic operational criteria important for smooth implementation are met. - The territorial assessors examine coherence with local development plans, relevance of the identified territorial needs and integration of the TAPE with different local sectorial initiatives. - The sectoral assessors examine the overall feasibility of the proposed projects and their coherence with national development plans and initiatives. <p>The aim of the selection process is to select the TAPes which contribute most to the achievement of priority objectives.</p>
PA4	Enhancing cross-border cooperation of public authorities and people	<p>After the evaluation process on the 5th Monitoring Committee meeting which took place on 04 April 2017 in Budapest, the Monitoring Committee gave approval for 29 projects in the PA 4 with an amount of 7,3 M EUR. Afterwards the Joint Secretariat started the contracting procedure of the selected applications. Altogether the contracting procedure was finalised in the case of 28 projects in 2017. One project withdrew from contracting, which resulted an approved amount of 6,99 M EUR ERDF</p> <p>On 13 February 2017 the first round of the call for Small Project Fund Umbrella Project proposals to select the management organization for the Small Project Fund was launched. The call was open until 03 March 2017, and until this deadline two project proposals were submitted. The second round of the Call for Small Project Fund Umbrella Project was launched on 01 August 2017 with submission deadline on 31 August 2017. The aim of the second round of the Call was to invite the successful applicants to further develop their Umbrella Project proposals and deliver guiding documents related to the management and implementation of the Small Project Fund. The Audit Authority could not audit the Small Project Fund scheme, therefore does not issue an opinion regarding this scheme of the Programme.</p>

ID	Priority axis	Key information on the implementation of the priority axis with reference to key developments, significant problems and steps taken to address these problems
PA5	Technical assistance	TA Beneficiaries proceeded with their tasks related to the overall management, implementation, control and audit as well as the visibility and publicity of the programme Designation procedure could proceed with actors of the management system and finally the Audit Report was issued with an unqualified opinion regarding the programme except for the Small Project Fund scheme on 19 December 2017.

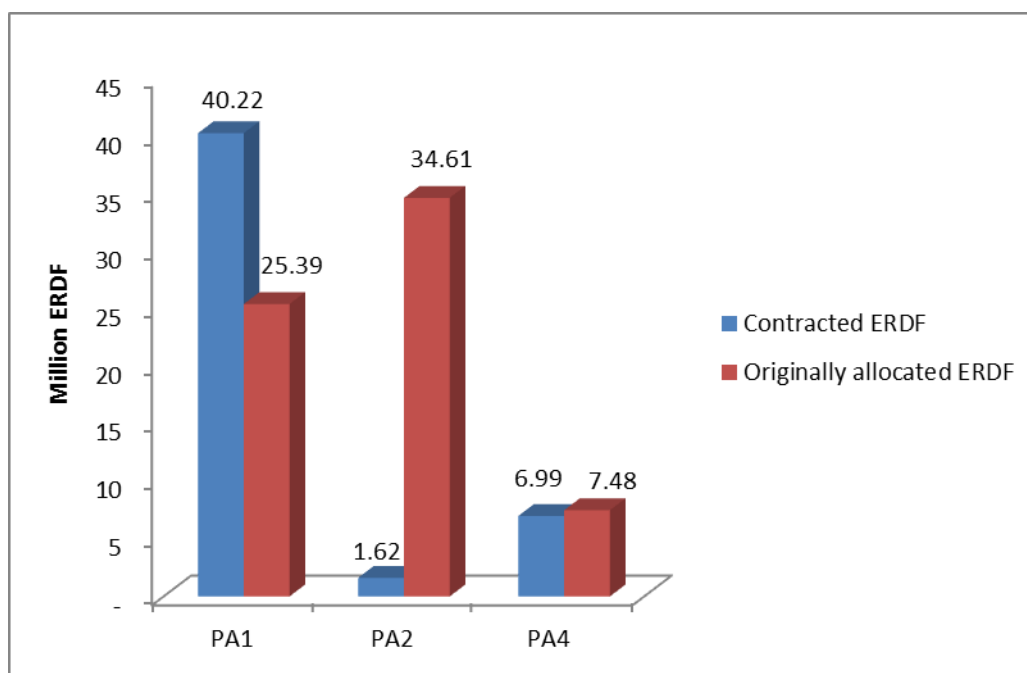


Table 1: Contracted ERDF amount in the first Call for Proposals

3.2. Common and programme specific indicators

Result indicators (by priority axis and specific objective)

1. Table

Priority Axis	ID	Indicators	Measurement unit	Baseline value	Baseline year	Target value (2023)	2014	2015	2016	2017	2018	Observations
PA1	R110	Total number of visitors in the region	Number/year	7 074 754	2012	7 800 000						
PA2	R210	Average distance between border crossing points	km	21,9	2014	15						
	R221	Change in the volume of cross-border public transport	persons	382 849	2013	450 000						
	R222	Change in the volume of cross-border good transport	EUR	8 565 130 424	2013	10 000 000 000						
PA3	R310	Increase in the employment rate	%	63,2	2013	65,2						
PA4	R410	Level of cross-border cooperation	score	3,4	2015	4,1						

Common and programme specific output indicators (by priority axis, investment priority)

2. Table

Priority Axis	ID	Indicator (name of indicator)	Measurement unit	Target value (2023)	CUMULATIVE VALUE										Observations (if necessary)	
					2014	2015	2016	2017	2018	2019	2020	2021	2022	2023		
PA1	CO01	Outputs to be delivered by selected operations [forecast provided by beneficiaries] ¹	Productive investment: Number of enterprises receiving support	enterprises	40		0	0	0							
		Outputs delivered by operations [actual achievement]					0	0	0							
	CO02	Outputs to be delivered by selected operations [forecast provided by beneficiaries]	Productive investment: Number of enterprises receiving grants	enterprises	40		0	0	0							
		Outputs delivered by operations [actual achievement]					0	0	0							
	CO09	Outputs to be delivered by selected operations [forecast provided by beneficiaries]	Sustainable tourism: Increase in expected number of visits to supported sites of cultural and natural heritage and attractions	visits/year	30 000		0	0	434 694							
		Outputs delivered by operations [actual achievement]					0	0	0							
	CO13	Outputs to be delivered by selected operations [forecast provided by beneficiaries]	Roads: Total length of newly built roads	km	7		0	0	2.8							
		Outputs delivered by operations [actual achievement]					0	0	0							
CO23	Outputs to be delivered by selected operations [forecast provided by beneficiaries]	Nature and biodiversity: Surface area of habitats supported in order to attain a better conservation status	hectares	100 549		0	0	123 042								
	Outputs delivered by operations [actual achievement]					0	0	0								

¹ Forecast provided by the Beneficiary selected in the year given (in this case in 2017)

Outputs to be delivered by selected operations [forecast provided by beneficiaries]	O11	Length of reconstructed and newly built 'green ways'	km	89		0	0	1 971							
Outputs delivered by operations [actual achievement]						0	0	0							

Priority Axis		ID	Indicator (name of indicator)	Measurement unit	Target value (2023)	CUMULATIVE VALUE										Observations (if necessary)
						2014	2015	2016	2017	2018	2019	2020	2021	2022	2023	
PA2	Outputs to be delivered by selected operations [forecast provided by beneficiaries]	CO13	Roads: Total length of newly built roads	km	9		0	0	0							
	Outputs delivered by operations [actual achievement]						0	0	0							
	Outputs to be delivered by selected operations [forecast provided by beneficiaries]	O221	Number of new public transport services started within the framework of the programme	piece	10		0	0	5							
	Outputs delivered by operations [actual achievement]						0	0	0							
	Outputs to be delivered by selected operations [forecast provided by beneficiaries]	O222	Number of new logistic services started within the framework of the programme	piece	10		0	0	0							
	Outputs delivered by operations [actual achievement]						0	0	0							

Priority Axis	ID	Indicator (name of indicator)	Measurement unit	Target value (2023)	CUMULATIVE VALUE										Observations (if necessary)	
					2014	2015	2016	2017	2018	2019	2020	2021	2022	2023		
PA3	CO01	Outputs to be delivered by selected operations [forecast provided by beneficiaries]	Productive investment: Number of enterprises receiving support	enterprises	10		0	0	0							
		Outputs delivered by operations [actual achievement]					0	0	0							
	CO02	Outputs to be delivered by selected operations [forecast provided by beneficiaries]	Productive investment: Number of enterprises receiving grants	enterprises	10		0	0	0							
		Outputs delivered by operations [actual achievement]					0	0	0							
	CO08	Outputs to be delivered by selected operations [forecast provided by beneficiaries]	Productive investment: Employment increase in supported enterprises	FTE	20		0	0	0							
		Outputs delivered by operations [actual achievement]					0	0	0							
	CO13	Outputs to be delivered by selected operations [forecast provided by beneficiaries]	Roads: Total length of newly built roads	km	11		0	0	0							
		Outputs delivered by operations [actual achievement]					0	0	0							
	CO39	Outputs to be delivered by selected operations [forecast provided by beneficiaries]	Urban development specific indicators: Public or commercial buildings built or renovated in urban areas	square meters	3000		0	0	0							
		Outputs delivered by operations [actual achievement]					0	0	0							
CO44	Outputs to be delivered by selected operations [forecast]	Labour market and training: Number of	persons	100		0	0	0								

	provided by beneficiaries]		participants in joint local employment initiatives and joint training															
	Outputs delivered by operations [actual achievement]						0	0	0									
PA3 cont.	Outputs to be delivered by selected operations [forecast provided by beneficiaries]	O311	Number of (integrated territorial) action plans	number	10		0	0	0									
	Outputs delivered by operations [actual achievement]						0	0	0									
	Outputs to be delivered by selected operations [forecast provided by beneficiaries]	O312	Number of women in joint local employment initiatives and joint trainings (participants of employment initiatives from above CO44)	persons	50		0	0	0									
	Outputs delivered by operations [actual achievement]						0	0	0									
	Outputs to be delivered by selected operations [forecast provided by beneficiaries]	O313	Number of participants from groups at risk of discrimination, including Roma in joint local employment initiatives and joint trainings (participants of employment initiatives from above CO44)	persons	25		0	0	0									
	Outputs delivered by operations [actual achievement]						0	0	0									
	Outputs to be delivered by selected operations [forecast provided by beneficiaries]	O314	Number of new business services promoting employment and consultancy services	number	15		0	0	0									
	Outputs delivered by operations [actual achievement]						0	0	0									

Priority Axis	ID	Indicator (name of indicator)	Measurement unit	Target value (2023)	CUMULATIVE VALUE										Observations (if necessary)	
					2014	2015	2016	2017	2018	2019	2020	2021	2022	2023		
PA4	O411	Number of cross-border products and services developed	Number	20		0	0	115								
		Outputs delivered by operations [actual achievement]				0	0	0								
	O412	Number of documents published or elaborated outside of the framework of SPF	Number	40		0	0	108								
		Outputs delivered by operations [actual achievement]				0	0	0								
	O413	Number of cross-border events	Number	400		0	0	590								
		Outputs delivered by operations [actual achievement]				0	0	0								
	O414	Number of documents published or elaborated in the framework of SPF	Number	200		0	0	0								
		Outputs delivered by operations [actual achievement]				0	0	0								
	O415	Number of people participated in cooperation	Number	10 000		0	0	32 803								
		Outputs delivered by operations [actual achievement]				0	0	0								
	O416	Number of women participated in cooperation	Number	4 000		0	0	16 416								

provided by beneficiaries]															
Outputs delivered by operations [actual achievement]						0	0	0							
Outputs to be delivered by selected operations [forecast provided by beneficiaries]	O417	Number of participants from socially marginalized groups, including Roma	Number	300		0	0	3 059							
Outputs delivered by operations [actual achievement]						0	0	0							

Priority Axis		ID	Indicator (name of indicator)	Measurement unit	Target value (2023)	CUMULATIVE VALUE										Observations (if necessary)
						2014	2015	2016	2017	2018	2019	2020	2021	2022	2023	
PA5	Outputs to be delivered by selected operations [forecast provided by beneficiaries]	O511	Number of employees (FTEs) whose salaries are co-financed by technical assistance	FTE	30		0	30	30							
	Outputs delivered by operations [actual achievement]						0	11	11							
	Outputs to be delivered by selected operations [forecast provided by beneficiaries]	O512	Number of publicity events	Number of events	15		0	15	15							
	Outputs delivered by operations [actual achievement]						0	21	22 ²							
	Outputs to be delivered by selected operations [forecast provided by beneficiaries]	O513	Number of studies and evaluation documents	Finished studies and evaluation documents	2		0	2	2							
	Outputs delivered by operations [actual achievement]						0	0	0							
	Outputs to be delivered by selected operations [forecast provided by beneficiaries]	O514	Number of training initiatives for the management bodies	Training initiatives	15		0	15	15							
Outputs delivered by operations [actual achievement]						0	1	3 ³								

² European Cooperation day, organised on four different scenes between 20-22 September 2017.

³ Trainings organized by the JS for quality assessors in PA 1, PA 2 and PA 4.

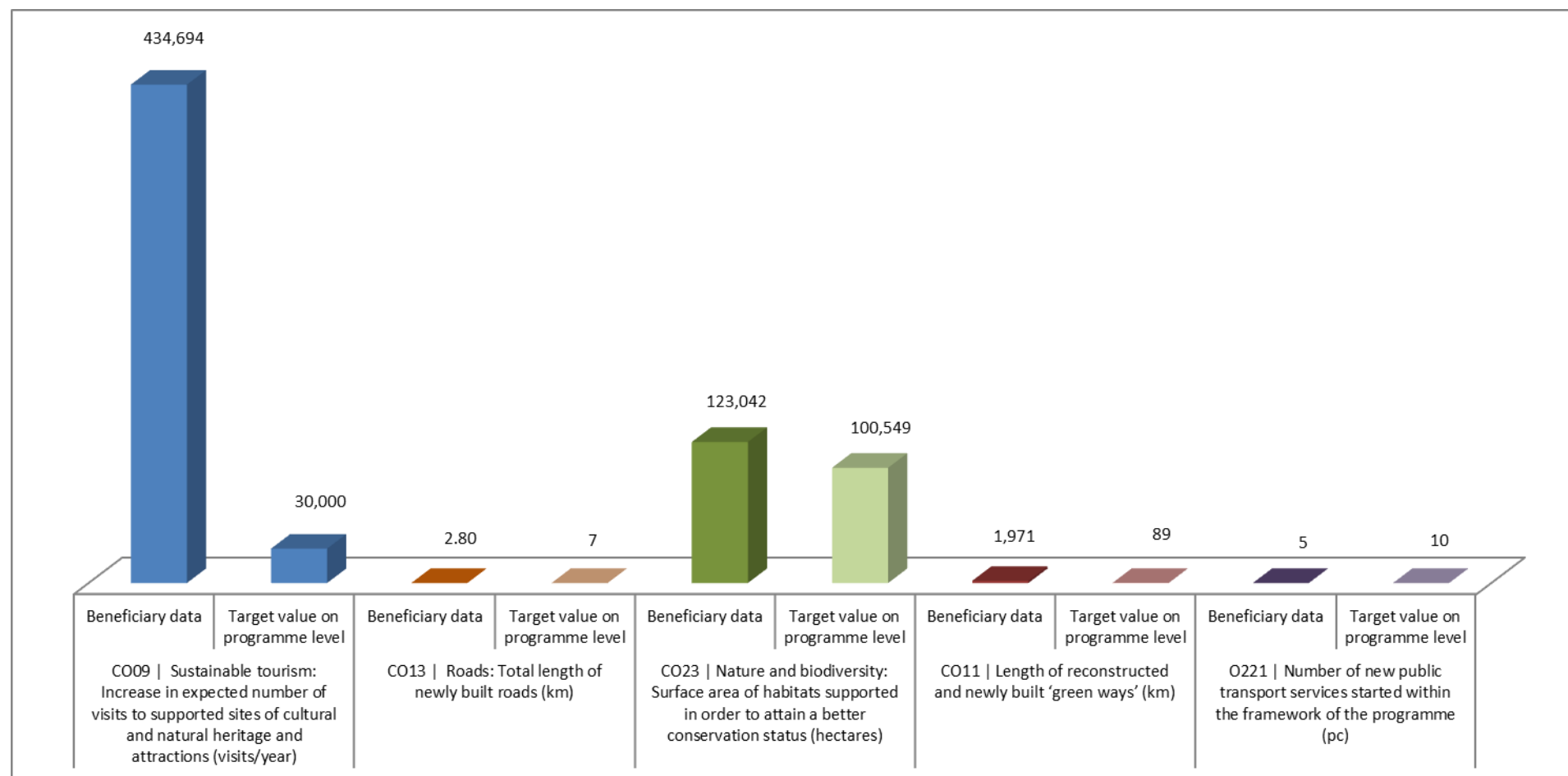


Table 2: Contracted value of indicators in PA1 and PA2 in the first Call for Proposals

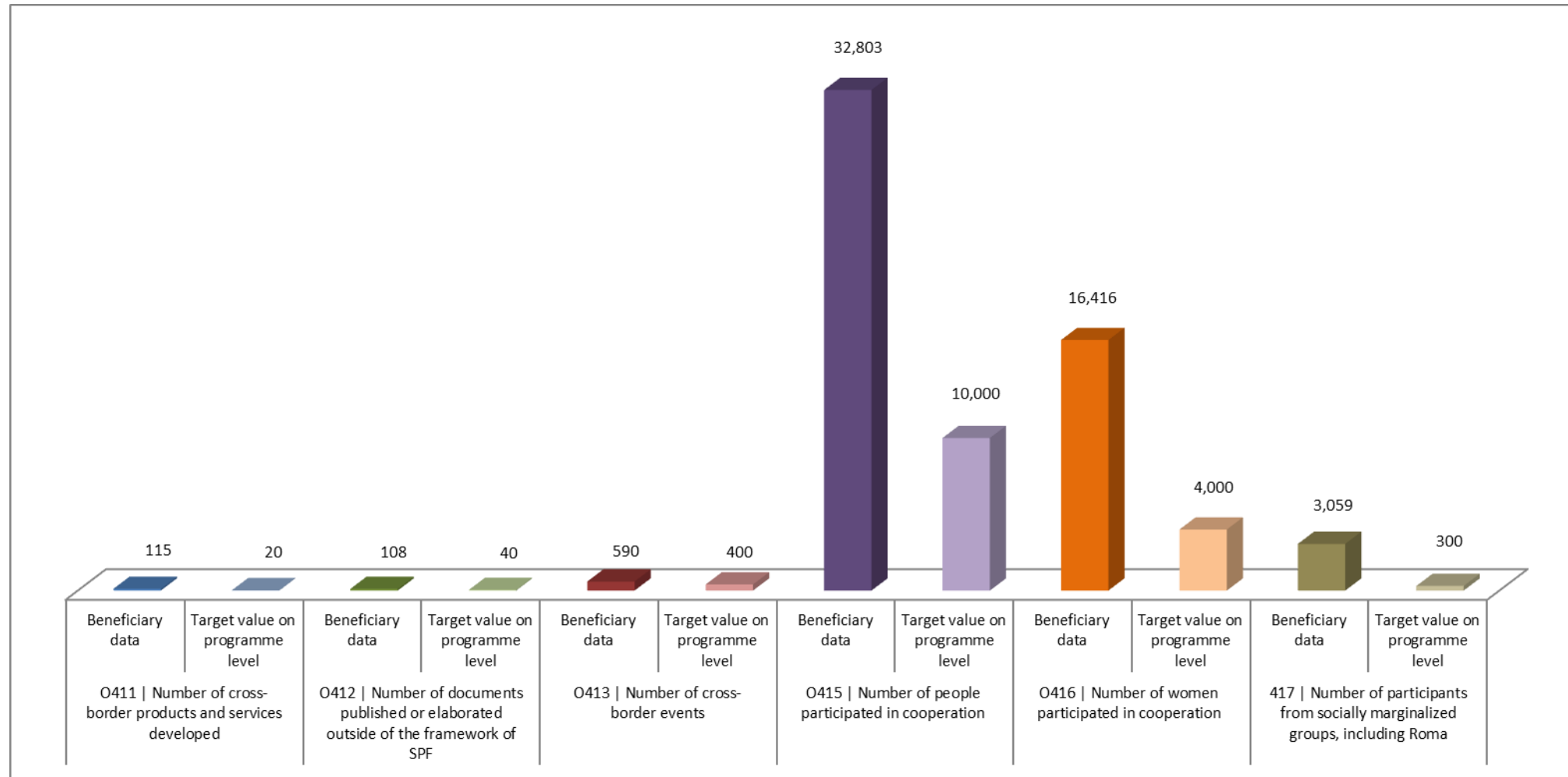


Table 3: Contracted value of indicators in PA4 in the first Call for Proposals

3.3. Milestones and targets defined in the performance framework⁴

Reporting on financial indicators, key implementation steps, output and result indicators to act as milestones and targets for the performance framework.

Information on the milestones and targets defined in the performance framework

3. Table

PA	Indicator Type	ID	Indicator or key implementation step	Measurement unit	Milestone for 2018	Final target 2023	14	15	16	17	18	19	20	21	20	23	Observations
PA1	Output	CO02	Productive investment: Number of enterprises receiving grants	enterprises	0	40	0	0	0	0							
	Key imp.step	K0001	Number of calls for SMEs	number	1	1	0	0	0	0							
	Output	CO13	Roads: Total length of newly built roads	km	0	7	0	0	0	0							
	Key imp.step	K0002	Elaborated technical documentation for road construction	number	1	4	0	0	0	0							
	Output	O11	Length of reconstructed and newly built 'green ways'	km	9	89	0	0	0	0							
	Output	CO23	Nature and biodiversity: Surface area of habitats supported in order to attain a better conservation status	hectares	28 000	100 549	0	0	0	0							
	Financial	F0001	Total amount of submitted expenditure for validation	EUR	4 207 597	65 209 186	0	0	0	0							

⁴Submitted in annual implementation reports from 2017 onwards.

PA	Indicator Type	ID	Indicator or key implementation step	Measurement unit	Milestone for 2018	Final target 2023	14	15	16	17	18	19	20	21	22	23	Observations
PA2	output	CO13	Roads: Total length of newly built roads	km	0	9	0	0	0	0							
	Key imp.step	K0002	Elaborated technical documentation for road construction	NA	1	3	0	0	0	0							
	output	O221	Number of new public transport services started within the framework of the programme	piece	2	10	0	0	0	0							
	output	O222	Number of new logistic services started within the framework of the programme	piece	1	10	0	0	0	0							
	Financial	F0001	Total amount of submitted expenditure for validation	EUR	2 627 144	40 715 389	0	0	0	0							
PA3	output	O311	Number of (integrated territorial) action plans	number	0	10	0	0	0	0							
	Key imp.step	K0003	Selected action plans	number	5	10	0	0	0	0							
	output	CO44	Labour market and training: Number of participants in joint local employment initiatives and joint training	persons	30	100	0	0	0	0							
	output	O314	Number of new business services promoting employment and consultancy services	number	5	15	0	0	0	0							
	Financial	F0001	Total amount of submitted expenditure for validation	EUR	2 627 144	40 715 389	0	0	0	0							

PA	Indicator Type	ID	Indicator or key implementation step	Measurement unit	Milestone for 2018	Final target 2023	14	15	16	17	18	19	20	21	22	23	Observations
PA4	Output	O411	Number of cross-border products and services developed	Number	4	20	0	0	0	0							
	Output	O412	Number of documents published or elaborated outside of the framework of SPF	Number	5	40	0	0	0	0							
	Output	O413	Number of cross border events	Number	100	400	0	0	0	0							
	Output	O414	Number of documents published or elaborated in the framework of SPF	Number	50	200	0	0	0	0							
	Financial	F0001	Total amount of submitted expenditure for validation	EUR	1 656 117	25 666 448	0	0	0	0							

3.4. Financial data

Financial information at priority axis and programme level

4. Table⁵

1.	2.	3.	4.	5.	6.	7.	8.	9.	10.	11.	12.
The financial allocation of the priority axis based on the Cooperation programme						Cumulative data on the financial progress of the Cooperation programme					
Priority axis	Fund	Category of region	Basis for the calculation of Union support* (Total eligible cost or public eligible cost)	Total funding (EUR)	Co-financing rate (%)	Total eligible cost of operations selected for support (EUR)	Proportion of the total allocation covered with selected operations (%) [column 7/ column 5 × 100]	Public eligible cost of operations selected for support (EUR)	Total eligible expenditure declared by beneficiaries to the managing authority	Proportion of the total allocation covered by eligible expenditure declared by beneficiaries (%) [column 10/ column 5 × 100]	Number of operations selected
PA1	ERDF		Total eligible cost	65 209 186	85%	47 320 514,08	72,56%	46 826 950,33	0	0%	29
PA2	ERDF		Total eligible cost	40 715 389	85%	1 902 109,68	4,67%	1 902 109,68	0	0%	2
PA3	ERDF		Total eligible cost	40 715 389	85%	0	0%	0	0	0%	0
PA4	ERDF		Total eligible cost	25 666 448	85%	8 215 935,83	32,03%	8 003 530,83	0	0%	28
PA5	ERDF		Total eligible cost	10 998 282	85%	10 998 282	100%	10 998 282	0	0%	10
Total				183 304 694		68 444 356,45	37,34%	67 730 872,84			69

⁵ Data provided is in line with the data requested in table "Annex II Transmission of financial data" by the Certifying Authority

Breakdown of the cumulative financial data by category of intervention for the transmission made by 31 January⁶

Priority axis	Characteristics of expenditure	Categorisation dimensions								Financial data			
		Fund	Intervention field	Form of finance	Territorial dimension	Territorial delivery mechanism	Thematic priority dimension	ESF secondary theme	Economic dimension	Location dimension	Total eligible cost of operations selected for support (€)	Public eligible cost of operations selected for support (€)	The total eligible expenditure declared by beneficiaries to the managing authority
PA1	ERDF	032 – Local access roads (new build)	01 – Non-repayable grant	01 – Large Urban areas (densely populated > 50 000 population)	07 – Not applicable	1.- Strengthening research, technological development and innovation	08 – Not applicable	12 – Transport and storage	SKHU	0	0	0	0
				02 – Small Urban areas (intermediate density > 5 000 population)						0	0	0	0
				03 – Rural areas (thinly populated)						0	0	0	0
		075 – Development and promotion of tourism services in or for SMEs		01 – Large Urban areas (densely populated > 50 000 population)				0		0	0	0	
				02 – Small Urban areas (intermediate density > 5 000 population)				0		0	0	0	
				03 – Rural areas (thinly populated)				0		0	0	0	
		077 – Development and promotion of cultural and creative services in or for SMEs		01 – Large Urban areas (densely populated > 50 000 population)				0		0	0	0	
				02 – Small Urban areas (intermediate density > 5 000 population)				0		0	0	0	
				03 – Rural areas (thinly populated)				0		0	0	0	
		085 – Protection and enhancement of biodiversity, nature protection and green infrastructure		01 – Large Urban areas (densely populated > 50 000 population)				0		0	0	0	
				02 – Small Urban areas (intermediate density > 5 000 population)				0		0	0	0	
				03 – Rural areas (thinly populated)				5,530,814.83		5,489,827.31	0	4	
		086 – Protection, restoration and sustainable use of Natura 2000 sites		01 – Large Urban areas (densely populated > 50 000 population)				0		0	0	0	
				02 – Small Urban areas (intermediate density > 5 000 population)				778,106.52		757,540.31	0	1	

⁶ Data provided is in line with the data requested in table "Annex II Transmission of financial data" by the Certifying Authority

Priority axis	Characteristics of expenditure	Categorisation dimensions								Financial data			
		Fund	Intervention field	Form of finance	Territorial dimension	Territorial delivery mechanism	Thematic priority dimension	ESF secondary theme	Economic dimension	Location dimension	Total eligible cost of operations selected for support (€)	Public eligible cost of operations selected for support (€)	The total eligible expenditure declared by beneficiaries to the managing authority
		090 – Cycle tracks and footpaths	01 – Non-repayable grant	03 – Rural areas (thinly populated)	07 – Not applicable			15-Tourism, accommodation and food service activities	SKHU	0	0	0	0
				01 – Large Urban areas (densely populated > 50 000 population)						0	0	0	0
				02 – Small Urban areas (intermediate density > 5 000 population)						0	0	0	0
		091 – Development and promotion of the tourism potential of natural areas		03 – Rural areas (thinly populated)						8,331,276.76	8,289,996.49	0	3
				01 – Large Urban areas (densely populated > 50 000 population)						0	0	0	0
				02 – Small Urban areas (intermediate density > 5 000 population)						0	0	0	0
		092 - Protection, development and promotion of public tourism assets		03 – Rural areas (thinly populated)						9,794,892.35	9,657,238.09	0	8
				01 – Large Urban areas (densely populated > 50 000 population)						0	0	0	0
				02 – Small Urban areas (intermediate density > 5 000 population)						9,689,331.67	9,664,705.96	0	6
		094 – Protection, development and promotion of public cultural and heritage assets		03 – Rural areas (thinly populated)						0	0	0	0
				01 – Large Urban areas (densely populated > 50 000 population)						13,196,092.28	12,967,642.19	0	7
				02 – Small Urban areas (intermediate density > 5 000 population)						0	0	0	0
PA2	ERDF	030 – Secondary road links to TEN-T road network and nodes (new build)	01 – Non-repayable grant	01 – Large Urban areas (densely populated > 50 000 population)	07 – Not applicable	7 - Promoting sustainable transport and removing	08 – Not applicable	12 – Transport and storage	SKHU	0	0	0	0
				02 – Small Urban areas (intermediate density > 5 000 population)						0	0	0	0
				03 – Rural areas (thinly populated)						0	0	0	0

Priority axis	Characteristics of expenditure	Categorisation dimensions								Financial data										
		Fund	Intervention field	Form of finance	Territorial dimension	Territorial delivery mechanism	Thematic priority dimension	ESF secondary theme	Economic dimension	Location dimension	Total eligible cost of operations selected for support (€)	Public eligible cost of operations selected for support (€)	The total eligible expenditure declared by beneficiaries to the managing authority	Number of operations selected						
		032 – Local access roads (new build)		01 – Large Urban areas (densely populated > 50 000 population)				12 – Transport and storage		0	0	0	0							
				02 – Small Urban areas (intermediate density > 5 000 population)						0	0	0	0							
				03 – Rural areas (thinly populated)						0	0	0	0							
		042 – Inland waterways and ports (regional and local)		01 – Large Urban areas (densely populated > 50 000 population)										12 – Transport and storage		0	0	0	0	
				02 – Small Urban areas (intermediate density > 5 000 population)												0	0	0	0	
				03 – Rural areas (thinly populated)												0	0	0	0	
		043 – Clean urban transport infrastructure and promotion (including equipment and rolling stock)		01 – Large Urban areas (densely populated > 50 000 population)										12 – Transport and storage		0	0	0	0	
				02 – Small Urban areas (intermediate density > 5 000 population)												1,902,109.70	1,902,109.70	0	2	
				03 – Rural areas (thinly populated)												0	0	0	0	
		044 – Intelligent transport systems (including the introduction of demand management, tolling systems, IT monitoring, control and information systems)		01 – Large Urban areas (densely populated > 50 000 population)										12 – Transport and storage		0	0	0	0	
				02 – Small Urban areas (intermediate density > 5 000 population)												0	0	0	0	
				03 – Rural areas (thinly populated)												0	0	0	0	
		072 – Business infrastructure for SMEs (including industrial parks and sites)		01 – Large Urban areas (densely populated > 50 000 population)										08 - Construction		0	0	0	0	
				02 – Small Urban areas (intermediate density > 5 000 population)												0	0	0	0	
				03 – Rural areas (thinly populated)												0	0	0	0	
		PA3		ERDF				032 - Local access roads (new build)		01 – Non-repayable grant	01 – Large Urban areas (densely populated > 50 000 population)	07 – Not applicable	8. - Promoting sustainable	08 – Not applicable	12 – Transport and storage	SKHU	0	0	0	0
											02 – Small Urban areas (intermediate density > 5 000 population)						0	0	0	0

Priority axis	Characteristics of expenditure	Categorisation dimensions								Financial data			
		Fund	Intervention field	Form of finance	Territorial dimension	Territorial delivery mechanism	Thematic priority dimension	ESF secondary theme	Economic dimension	Location dimension	Total eligible cost of operations selected for support (€)	Public eligible cost of operations selected for support (€)	The total eligible expenditure declared by beneficiaries to the managing authority
				000 population)									
				03 – Rural areas (thinly populated)							0	0	0
		055 - Other social infrastructure contributing to regional and local development		01 – Large Urban areas (densely populated > 50 000 population)				08 - Construction			0	0	0
				02 – Small Urban areas (intermediate density > 5 000 population)							0	0	0
				03 – Rural areas (thinly populated)							0	0	0
		072 - Business infrastructure for SMEs (including industrial parks and sites)		01 – Large Urban areas (densely populated > 50 000 population)				08 - Construction			0	0	0
				02 – Small Urban areas (intermediate density > 5 000 population)							0	0	0
				03 – Rural areas (thinly populated)							0	0	0
		073 - Support to social enterprises (SMEs)		01 – Large Urban areas (densely populated > 50 000 population)				21 - Social work activities, community and personal services	SKHU		0	0	0
				02 – Small Urban areas (intermediate density > 5 000 population)							0	0	0
				03 – Rural areas (thinly populated)							0	0	0
		102 - Access to employment for job-seekers and inactive people, including the long-term unemployed and people far from the labour market, also through local employment initiatives and support for labour mobility		01 – Large Urban areas (densely populated > 50 000 population)				21 - Social work activities, community and personal services			0	0	0
				02 – Small Urban areas (intermediate density > 5 000 population)							0	0	0
				03 – Rural areas (thinly populated)							0	0	0
		103 - Sustainable integration into the labour market of young people, in particular those not in employment, education or training, including young		01 – Large Urban areas (densely populated > 50 000 population)				19 - Education			0	0	0
				02 – Small Urban areas (intermediate density > 5 000 population)							0	0	0

Priority axis	Characteristics of expenditure	Categorisation dimensions								Financial data											
		Fund	Intervention field	Form of finance	Territorial dimension	Territorial delivery mechanism	Thematic priority dimension	ESF secondary theme	Economic dimension	Location dimension	Total eligible cost of operations selected for support (€)	Public eligible cost of operations selected for support (€)	The total eligible expenditure declared by beneficiaries to the managing authority	Number of operations selected							
		people at risk of social exclusion and young people from marginalised communities, including through the implementation of the Youth Guarantee		03 – Rural areas (thinly populated)						0	0	0	0								
		104 - Self-employment, entrepreneurship and business creation including innovative micro, small and medium sized enterprises		01 – Large Urban areas (densely populated > 50 000 population)						21 - Social work activities, community, social and personal services	0	0	0	0							
				02 – Small Urban areas (intermediate density > 5 000 population)						21 - Social work activities, community, social and personal services	0	0	0	0							
				03 – Rural areas (thinly populated)							0	0	0	0							
		109 - Active inclusion, including with a view to promoting equal opportunities and active participation, and improving employability		01 – Large Urban areas (densely populated > 50 000 population)						21 - Social work activities, community, social and personal services	0	0	0	0							
				02 – Small Urban areas (intermediate density > 5 000 population)							0	0	0	0							
				03 – Rural areas (thinly populated)							0	0	0	0							
		PA4		ERDF						096 - Institutional capacity of public administrations and public services related to implementation of the ERDF or actions supporting ESF institutional capacity initiatives	01 – Non-repayable grant	01 – Large Urban areas (densely populated > 50 000 population)	07 – Not applicable	11. Enhancing institutional capacity of public authorities and stakeholders and efficient public administration	08 – Not applicable	18 – Public administration	SKHU	509,715.30	492,112.91	0	2
												02 – Small Urban areas (intermediate density > 5 000 population)						0	0	0	0
												03 – Rural areas (thinly populated)						0	0	0	0
119 - Investment in institutional capacity and in the efficiency of public administrations and public services at the national, regional and local levels with a view to reforms, better regulation and good governance	01 – Large Urban areas (densely populated > 50 000 population)		18 – Public administration		2,415,499.01	2,363,353.04	0	9													
	02 – Small Urban areas (intermediate density > 5 000 population)				0	0	0	0													
	03 – Rural areas (thinly populated)				0	0	0	0													
120 - Capacity building for all stakeholders delivering	01 – Large Urban areas (densely populated > 50 000 population)		19 - Education		0	0	0	0													

Priority axis	Characteristics of expenditure	Categorisation dimensions								Financial data			
		Intervention field	Form of finance	Territorial dimension	Territorial delivery mechanism	Thematic priority dimension	ESF secondary theme	Economic dimension	Location dimension	Total eligible cost of operations selected for support (€)	Public eligible cost of operations selected for support (€)	The total eligible expenditure declared by beneficiaries to the managing authority	Number of operations selected
	Fund												
		education, lifelong learning, training and employment and social policies, including through sectoral and territorial pacts to mobilise for reform at the national, regional and local levels		02 – Small Urban areas (intermediate density > 5 000 population)						5,290,721.52	5,148,064.88	0	17
				03 – Rural areas (thinly populated)						0	0	0	0
PA5	ERDF	121 - Preparation, implementation, monitoring and inspection	01 – Non-repayable grant	07 – Not applicable	07 – Not applicable	12 – Not applicable	08 – Not applicable	24 – Other unspecified services	SKHU	8,645,340	8,645,340	0	6
		122 - Evaluation and studies								588,235.29	588,235.29	0	1
		123 - Information and communication								1,764,705.88	1,764,705.88	0	3
Total	ERDF									68,436,841.93	67,730,872.84	0	69
Grand total										68,436,841.93	67,730,872.84	0	69

5. Table

Cumulative cost of all or part of an operation implemented outside the Union part of the programme area

5. Table

1	2	3	4	5
	The amount of ERDF support ⁷ envisaged to be used for all or part of an operation implemented outside the Union part of the programme area based on selected operations (EUR)	Share of the total financial allocation to all or part of an operation located outside the Union part of the programme area (%) (column 2/total amount allocated to the support from the ERDF at programme level *100)	Eligible expenditure of ERDF support incurred in all or part of an operation implemented outside the Union part of the programme area declared by the beneficiary to the managing authority (EUR)	Share of the total financial allocation to all or part of an operation located outside the Union part of the programme area (%) (column 4/total amount allocated to the support from the ERDF at programme level *100)
All or part of an operation outside the Union part of the programme area	0	0%	0	0%

⁷ERDF support is fixed in the Commission decision on the respective cooperation programme.

4. SYNTHESIS OF THE EVALUATIONS

Synthesis of the findings of all evaluations of the programme that have become available during the previous financial year, including the name and reference period of the evaluation reports used.

Evaluation of the Programme (Phase 1) is foreseen in year 2018.

5. ISSUES AFFECTING THE PERFORMANCE OF THE PROGRAMME AND MEASURES TAKEN

Interreg V-A Slovakia-Hungary Cooperation Programme has incorporated or intended to incorporate several novelties which were not applied in the antecedent programmes, as Small Project Fund based on subsidiarity, financing SMEs by widening the scope of potential applicants compared to previous period, and more territorial focus in case of Action Plans in priority axis 3. The planning of the Small Project Fund and SME Scheme has been proceeded during the previous years; after several discussions with the relevant stakeholders in Budapest and in Bratislava the selection criteria for SPF umbrella projects was approved and the drafting of ruling documents as well as the template for the strategy were finalised by the end of the year. However the decision on the composition of the management system took more time than was initially planned, the launching of the Call for Proposals for the SPF umbrella projects was postponed to 2017. The first call for proposals to select the management organization for the Small Project Fund was launched on 13 February 2017 with the submission deadline on 03 March 2017, and the second round of the Call was launched on 01 August 2017 with the submission deadline on 31 August 2017. After both rounds of the call the administrative as well as eligibility assessment was carried out by the JS and the quality assessment by the external assessors. The quality assessment of the second round of the call was finalized on 25 October 2017 and afterwards several technical meetings of the programme management bodies took place in order to set up the implementation as well as reporting system of the SPF. Due to the necessity to clarify opened questions in terms of the most efficient set-up of this innovative tool within the Programme, the decision making process could not have been finalized in 2017 and is foreseen in first quarter of 2018.

The call for proposals for the implementation of the Beneficiary Light Scheme was also opened on 06 April 2017 with the submission deadline on 24 April 2017. Until the submission deadline one project proposal has been submitted. The submitted Umbrella project proposal was assessed against the administrative and eligibility criteria by the JS and against the quality criteria by the external assessors. The quality assessment process was finalized in September 2017. However the MC decided on cancelling the Call for B-Light Scheme Project Proposals in a written procedure on 29 November 2017. The reasons for the withdrawal of the B-Light scheme was the following: simplification of the procedure, easier method to be implemented (de minimis scheme for the support of SMEs), speeding up of the payments, no

designation and no dedicated amount for umbrella organisations would arise with the application of de minimis.

Concerning the Priority Axis 3 – Promoting sustainable and quality employment and supporting labour mobility - during 2017 the terms and conditions of the application procedures has been elaborated. Operations are to be selected through open calls for proposals in two-round selection procedure. All the actions shall be implemented as part of a territorial action plan. The integrated territorial action plans must contain actions addressing the full thematic scope of the specific objective, and reflecting to the requirements of specific territories, sectors or functions, present strategic approach.

In the first round, the proposals contain the action plan, without the detailed description of the projects. The eligibility of the action plans will be evaluated first. An action plan should provide detailed justification on the contribution of the actions to the strategy and to the specific objective of the priority axes.

The Joint Secretariat asked for the cooperation of the self-governing regions, county governments and Info points in organizing information days relating to the Call for Proposals in PA3. This methodology proved to be very effective in terms of reaching the largest possible number of potential applicants in the given region. Based on the estimated interest 4 Hungarian and 3 Slovak events were held in the Eastern and Western part of the eligible area.

The call for proposal for the first round of a two-round selection procedure has been launched on 08 September 2017. The amount of the financial allocation for the PA3 and the present call is 34 608 080 EUR. The call was open until 15 December 2017 and 16 proposals have arrived till the deadline. Because of the complexity of the objectives of the Priority Axis the selection of the Territorial Action Plans and the Call for proposal for the second round are foreseen in 2018, and the first projects can start the implementation from the end of 2018, it is recommended to consider decrease the milestone set for 2018 of the financial indicator of PA3.

The call for proposals is continuously open regarding PA 2 and applications could be submitted continuously.

Based on the relatively low interest for PA2 (in 2016 only four proposals were submitted, all in SO 2.2.1 Improving cross-border public transport services), the programme has prepared communication actions. Interested partners were addressed directly asking them to submit their idea of the project proposal indicating the timeframe of the implementation. Personal consultations were also provided for the better development of applications. As a result nine more project proposals were submitted along 2017 in an amount of 13,97 M EUR of ERDF.

At the planning of the Cooperation Programme high priority was given to the development needs of transport infrastructure due to the high-level commitment made at Prime Minister's level between the two Member States and based on pre-identification of possible transport solution. By taking them into account the Cooperation Programme was adopted and the Call for Proposals was launched in 2016 with the continuous submission possibility.

The two Member States knowing the border region interest started to have the bottoms-up approach and the JS organized all events for potential beneficiaries after launching the Call for Proposals.

With time it became obvious that due to the a) size of such developments, b) some legal changes, c) different environmental aspects, d) liquidity reasons in pre-financing (not only in implementation but in the preparation of such big projects) e) different scope of responsibility in transport development sector (centralized/decentralized) in both Member States special treatment and attention shall be paid to transport project development.

Constant and strong coordination mechanism was set up with the involvement of the Managing Authority, National Authority, ministries being responsible for either for financing, for coordination or for transport sector in order to come up with solution to support beneficiaries on both sides.

We can conclude that a strong top-down approach was requested to be done under this PA instead of a bottoms-up approach.

Hungary and the Slovak Republic identified possible transport project ideas to be submitted under PA2.

Hungary provides pre-financing from state sources. From financial point of view the Slovak Republic had successful negotiations with banks over the pre-financing of projects. The financial institutions presented willingness to provide support in this matter and pre-finance the national co-financing and own contribution amounts.

We can state that following the remedy actions taken by the two Member States and the Programme, we provided the possibility to finance some projects.

Other obstacles under PA2 were also identified. Logistic project ideas are planned to be supported however the state aid incidence strongly influenced the willingness of the potential applicants. It became obvious that state aid in logistic area (Regional Aid) strongly determines a very low rate of intensity which might result in non-acceptance of the support decided by the Monitoring Committee and communicated by the Managing Authority with the condition that own contribution shall be intensively raised.

Regarding designation process for the period 2014-2020 continuous discussion with the involvement of all management bodies continued in 2017. The examination of the electronic system by the Audit Authority has started on 19 October 2017; the IMIS 2014-2020 system was presented to the representatives of the Audit Authority. A second presentation was held on the open question of the system on 12 December 2017. The Audit Report was issued with an unqualified opinion regarding the programme except for the Small Project Fund scheme on 19 December 2017.

Regarding the status of e-cohesion the development of IT system is continued: the specification of Programme, CfP, Application Form, Integrated Control as well as National and TA module of IMIS system has proceeded. Live system of Programme, CfP, Project modules have been set up.

6. CITIZEN'S SUMMARY

The Annual Implementation Report 2017 of the Interreg V-A Slovakia-Hungary Cooperation Programme has been prepared pursuant to Annex X of Commission implementing regulation (EU) 2015/207. The report is intended to give a brief overview of the activities that were undertaken in the frame of the programming process, focusing on the year 2017.

During the year several calls for proposals were launched in different topics:

- 1st round of the Call for Small Project Fund Umbrella Project Proposals (SPF) – 13 February 2017 – 03 March 2017
- Call for B-Light Scheme Project Proposals – 06 April 2017 – 24 April 2017
- Call for Assessors for B-Light Scheme projects – 06 June 2017 – 15 June 2017
- 2nd round of the Call for Small Project Fund Umbrella Project Proposals – 01 August 2017– 31 August 2017
- Call for proposals for Territorial action plans (TAPE) - SKHU1703 – 08 September – 15 December 2017
- Call for Assessors for TAPE – 24 November 2017 – 15 December 2017

Most of the calls were aimed at two initiatives to involve the small and medium enterprises (SMEs) in the programme, and the Small Project Fund, which will facilitate the implementation of the small budgeted project ideas. Discussions on setting up of the most efficient and fit-for-purpose development schemes supporting the SMEs and small projects within the Programme eligible area are ongoing and the results are foreseen in early 2018.

The **Call for proposals for Territorial action plans** was a more wide-spread and less targeted opportunity to apply for grants. The programme was expecting strategic ideas with complex and coherent development plans in the regions to reach specific aims (chosen by the beneficiaries). Related to the TAPE call several **info days** were organized with the cooperation of the self-governing regions, county governments and Info points. Based on the estimated interest 4 Hungarian and 3 Slovak events were held in the Eastern and Western part of the eligible area. By the given deadline 16 actions plans were submitted, whose assessment will start early next year.

Three Monitoring Committee (MC) meetings were held last year on 04 April 2017 in Budapest, on 26-27 June 2017 in Senec and on 17 July 2017 in Budapest. During the [spring session](#) among other issues the members of the committee decided about the winning list of projects submitted under the SKHU/1601 call for proposals, **Priority axis 4.1** (Enhancing cross-border cooperation of public authorities and people living in the border area). **145 applications were submitted to the Joint Secretariat (JS), 29 of which were approved.** During the contracting phase one project stepped back, and finally 28 projects started the implementation by the end of 2017 in the amount of 7 292 761.03 EUR ERDF.

During the [MC meeting in July](#) the selection decision was made about the project proposals, as well within the frame of **Priority axis 1** (Nature and culture) and **Priority axis 2** (Cross-border mobility). **199 applications** had been received by the Joint Secretariat (JS)

requesting altogether 252 017 052,05 EUR of ERDF. In PA 2 the Call was continuously open, and **11 applications** arrived so far with an ERDF request of 9 863 745,68 EUR. As the result of the assessment procedure the ranking list was prepared by the JS, and the MC members decided about the support of **29 projects within PA1 with the amount 40 222 436.96 EUR ERDF** and **2 projects within PA2**. By the end of the year 12 projects were contracted in PA1 and both in PA2 1 616 793.23 EUR.

For the [European Cooperation Day 2017](#) the JS used the opportunity to live up to the credo of the ECDay 'Go local!'. Four projects – that were just about to launch their implementation – have been selected to represent the programme on the occasion. The common characteristic of the chosen projects was that they all **serve public interest** in their own special way. The projects aim the environmental education of school children, introducing the Eurokey system to public buildings for people with reduced mobility, Silver economy is facilitating the promotion of 'silver' products and services, while the SAD project is dealing with the re-integration of people into society who are struggling with some kind of addiction.

Project implementations have started in autumn 2017. Information about them can be found on the website: www.skhu.eu in the Funded projects and the Calendar section.

7. REPORT ON THE IMPLEMENTATION OF FINANCIAL INSTRUMENTS

Not relevant for Interreg V-A SKHU.

8. PROGRESS IN PREPARATION AND IMPLEMENTATION OF MAJOR PROJECTS AND JOINT ACTION PLANS

8.1. Major projects

Not relevant for Interreg V-A SKHU.

8.2. Joint action plans

Not relevant for Interreg V-A SKHU.

PART B

REPORTING SUBMITTED IN YEARS 2017, 2019 AND FINAL IMPLEMENTATION REPORT

Contribution to macro-regional and sea basin strategies (where appropriate)

Projects financed within the framework of the Programme are justifying their contribution to macro-regional strategies by the following ways:

During the preparation phase in the Application Form applicants are asked to evaluate on the contribution to synergies with macro-regional strategies, other policies, programmes and projects. Moreover in Priority Axis 1 during quality assessment project coherence is also assessed as altogether six points can be given to the contribution to higher level territorial strategies.

Moreover in the assessment phase in case a project proves to contribute to one of the Priority Areas of the EU Strategy for the Danube Region based on its action plan (SEC(2010) 1489 final, available here:

http://dunaregiostrategia.kormany.hu/download/3/a9/10000/DRS_Action_Plan_-_08_12_2010.pdf), extra points could be awarded during evaluation.

PART C

REPORTING SUBMITTED IN YEAR 2019 AND FINAL IMPLEMENTATION REPORT

Not relevant for Interreg V-A SKHU